



Product Specification

Compliance
AS16630:2021

Softfall Requirement
Free Height of Fall - 0.99m

- Materials**
- UV Stable HDPE
 - Powder Coated Marine Grade Aluminum
 - Powder Coated Stainless Steel
 - Stainless Steel Fasteners
 - Plastic Grab Handles

Key Benefits

The chin-up is efficient for cultivating upper body vigour and muscular stamina. It primarily focuses on the latissimus dorsi (large muscles at the back) and biceps (forearms) while also involving muscles in your back, shoulders, and forearms.

Chin-ups enhance upper body strength, force, and stability, contributing positively to lifting, pulling, and ascending actions.

Features



Plastic Grab Handles

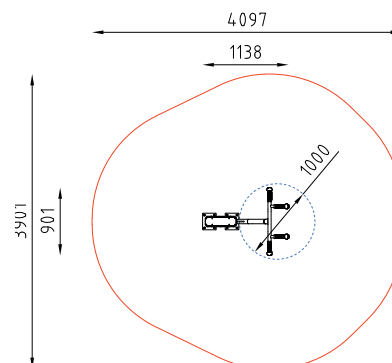
The Chin Up Station is meticulously designed with plastic grab handles to prioritise user safety and comfort during exercise. These well-crafted components provide a steady and secure grip, allowing smooth and consistent motion throughout the twisting movements.



Stainless Steel Bar

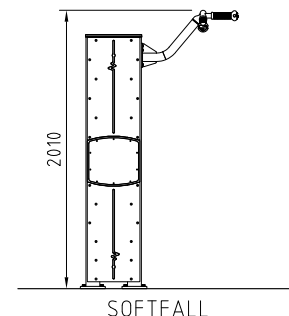
The Chin Up Station is meticulously designed with a powder coated stainless steel bar, emphasising user safety and stability during exercise. The powder coated finish gives the Chin Up Station a sleek appearance. It enhances its resistance to corrosion and wear, extending its lifespan and maintaining its performance for users seeking reliable and robust fitness equipment.

Top View



Training Space
Movement Space

Elevation

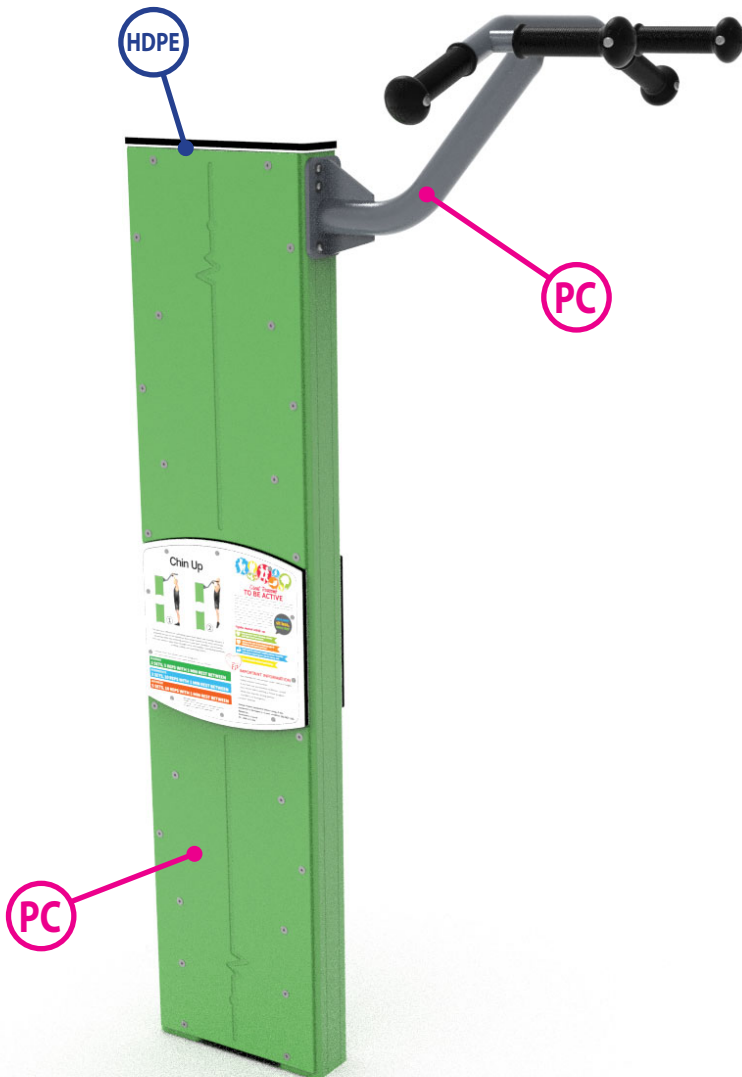


SOFTFALL



Materials









Colour Options





















KEY:

- HDPE** UV Stable HDPE Plastic colour change options
- PC** Powdercoat colour change options

PLASTIC COLOURS: **HDPE**

- | | |
|---|---|
| 
MID GREY
158, 162, 162 | 
WHITE/BLACK/WHITE |
| 
WHITE/BLUE/WHITE | 
RED/WHITE/RED |
| 
LIME/BLACK/LIME | 
YELLOW/BLACK/YELLOW |
| 
BLUE/WHITE/BLUE | 
GREEN/WHITE/GREEN |

POWDERCOAT COLOURS: **PC**

- | | | | | | | | |
|---|--|--|--|---|--|--|--|
| 
GLOSS WHITE
244, 244, 238 | 
ANODIC SILVER
186, 191, 191 | 
OLDE PEWTER
110, 113, 115 | 
IRONSTONE
72, 76, 82 | 
MONUMENT GREY
62, 59, 56 | 
SATIN BLACK
44, 44, 44 | 
CLASSIC CREAM
227, 209, 176 | 
GOLD PEARL
168, 134, 64 |
| 
YELLOW GOLD
244, 167, 28 | 
ORANGE X15
227, 126, 41 | 
FLAME RED
152, 43, 46 | 
DARK VIOLET
82, 58, 110 | 
BLAZE BLUE
0, 107, 177 | 
LYKRA
200, 216, 83 | 
CRYSTAL MINT PEARL
73, 165, 144 | |
| 
LEAF GREEN
74, 138, 64 | 
MISTLETOE GREEN
23, 105, 55 | 
HAWTHORN GREEN
48, 66, 56 | | | | | |

