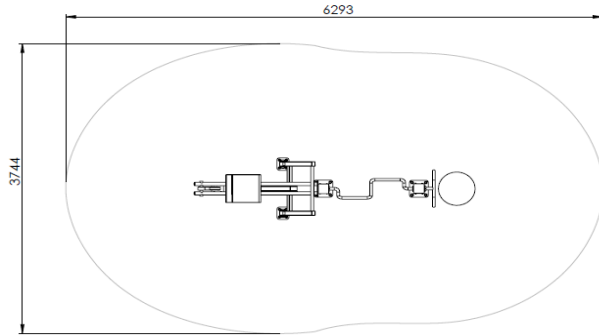
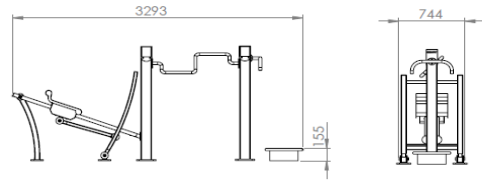
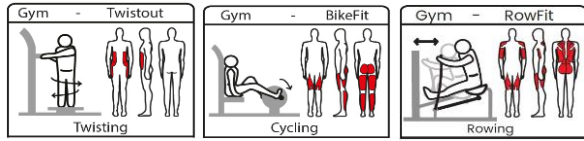
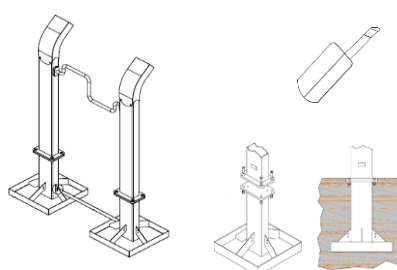
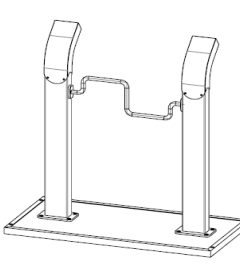

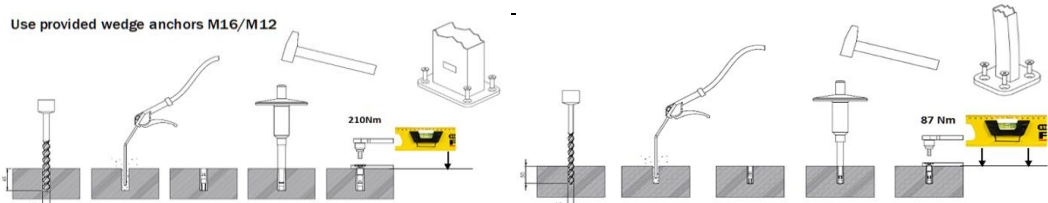


Technical information Denfit Gym Combi 22

Rowfit / TwistOut / Bikefit



Equipment	The basic exercises are twisting, rowing and cycling, follow the instruction pictograms. Many alternative exercises are possible. Check out the QR code that leads to all training possibilities.	
Accessories	Sticker with instruction pictogram and QR code	
Material	All main posts hot dipped galvanized and powder coated (in many different RAL colours) steel. The straight top is of stainless steel 304 ceramic pearled. Other steel parts (seat, handles, frames) hot zinc flame sprayed and textured powder coated in Noir Sablé. Tubes stainless steel 304 ceramic pearled. Optional floor is hot dipped galvanized and covered with wet pour in black. The installation frames are of hot dipped galvanized steel.	
Dimensions material	Main post: 100 x 100 x 4 mm Square tubes: 60 x 40 x 3 mm Round tubes/handles: Ø 33,7 x 3 mm Floor frame: 60 x 40 x 3 mm covered with 10-15 mm wet pour Floor: 3000 x 1000 x 60 mm	
Area of movement	23,6 m ²	
Fall protection	No fall protection is needed	
Assembly	Preassembled sections	
Free height of fall	130 mm	
intended for	adults and youth > 1400 mm	
max. user weight	120 kg	
Anchoring	On installation frame in the ground no fluid concrete needed 	Installation on own floor plate  <p>On soft surface:  with supplied ground anchors</p> <p>on concrete: With supplied wedge anchors</p> <p>on tarmac: use chemical injection system and threaded rod NOT SUPPLIED!</p>
	Installation without own floor directly on concrete (not tarmac) installation without own floor directly on tarmac is not possible Use provided wedge anchors M16/M12 	
Certification:	EN 16630:2015 for permanently installed outdoor fitness equipment	
Notice:	Not intended for children < 1400mm. The Denfit Gym equipment should not be used if you are suffering from physiological problems. Avoid exaggerated physical exhaustion. In case of doubt please contact your doctor before use. Inspect the equipment before use. Don't use it if it appears damaged or inoperable.	